

Mendip Stoves

Woodburning & Multi Fuels



Mendip Stoves are created and constructed with thought and care. Design and quality are key in all our stoves. Each stove is tested for ease of use and durability, our designers have maintained each stove's own individual style to complement your fireplace or hearth. This combination of form and function make Mendip stoves a great choice. Each stove is named after a place in the beautiful Mendip hills in Somerset in which we are based.

Build Quality and Certification

Mendip Stoves are manufactured by an established company with a history of stove production, assuring you that your stove was beautifully built by experienced craftsman using today's most cutting edge technology. Mendip stoves are manufactured to exceed British standards with demand for quality at every stage from its heavy duty 5 mm steel body to the ergonomically designed door handle, every detail has been meticulously considered.

The simple to operate air supplies have been carefully considered so as not only to ensure the most efficient combustion possible but also to pass a continuous stream of air over the front glass helping to keep your view of the fire unimpeded. All Mendip stoves are CE Marked. This means that your stove has been independently tested to exacting European standards for heating efficiency, safety and emissions.

Multi Fuel Versatility

Mendip stoves are built with the express ideals of being fully multi-fuel capable, this means that the combustion chamber and indeed all parts of the stove have been designed so that they can effectively burn wood and smokeless fuels. Mendip stoves have cast iron grates and heavy duty vermiculite linings to improve combustion, Loxton and Churchill ranges feature additional wood plate grates and each stove is carefully designed and tested. Attention to the manufacturing detail means that we are able to offer a 2 YEAR warranty against manufacturing defect on all Mendip stoves.

Burning Wood in a Smoke Control Area

Mendip stoves are tested for use as a wood burning stove in a smoke controlled area. Please check the symbol on each page to see if your specific choice is suitable for burning wood in a smoke control area.



Product Information

For an overview at a glance here are some symbols which give information about Mendip stove



Efficiency

The efficiency describes the effectively usable part of the combustion energy. The remaining energy is needed for the effective operation of the chimney



24 Hour operation

This is designed and tested under a continuous burn regime; this allows the stove to be burn continuously. Single load burn refuel times are much longer for smokeless fuel than wood.



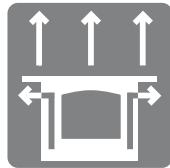
3 flow air system

The Mendip stoves range has a 3 flow air system to provide an optimal level of combustion air where it is needed for the combustion process. This results in an especially clean and efficient combustion.

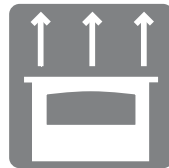


Construction

Model is manufactured from 5mm steel and fully welded construction.



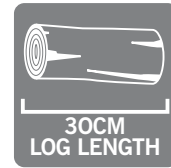
Full Convection



Convection Top Plate


Convection stove

Mendip stoves are fitted with a convection top or full convection to give better heat distribution.



Log size

Mendip Stoves are designed for common lengths of logs 25cm to 45cm.



Air wash system

Model is fitted with an air wash system for cleaner glass.



Origin

Where it has been manufactured.



Suitable for burning wood in a Smoke control area

Mendip stoves carrying the tick logo are approved for burning wood in a smoke control area. Special note should be taken to the manufacturers instructions on burning the stove in a smoke control area.

Mendip 5

Multi-fuel & wood models

The simple lines and compact size of the Mendip 5 blend easily into any home environment and the option of top or rear flue outlet means it can be installed either freestanding or in a traditional inglenook setting. A variable heat output from 3 – 5 kW provides a roomful of warmth and more. The tough British made 5mm steel body is designed for many years of service, internally the

chamber is insulated, and ensures high temperature combustion. A steel baffle is installed so this stove can cope with extended burn cycles. In addition a clear view of the fire is maintained by a cleverly designed air wash feature which bathes the glazed door helping to preventing the build-up of firebox deposits. The Mendips' air controls give you flexibility when burning wood or smokeless fuels while the tertiary air supplies ensure efficient combustion

by enabling secondary combustion of flue gases.

The multi-fuel model has robust cast iron riddling grate to enable easier de-ashing. The wood model has a fully insulated chamber and bed with a burn on the bed design more suited to wood burning.



Mendip 5 Pedestal

The Mendip 5 pedestal features the same tough and reliable chamber as the standard Mendip 5, but with its extra height the fire is closer to eye level when sitting so watching the dancing flames is a more enjoyable experience. The raised chamber gives the stove extra presence and shows off its tall slim outline. When burning coal the Mendip has a sturdy cast iron riddling grate allowing air to pass through for coal to burn at optimum levels. Both the Mendip 5 stoves have long refuel periods meaning that keeping your fire going is as effortless as possible.

Features

- . Full cast iron riddling grate
- . Top or rear flue exit



Mendip 5 Enamel

NEW POWDER BLUE FOR 2012



Mendip 5 Ivory

The Mendip 5 enamel embodies all the qualities of this small but powerful stove. The Mendip 5 multi-fuel stove burns wood or smokeless coal with great ease, the 3 way air supplies mean that it burns both efficiently and cleanly. The two coat vitreous enamelled finish gives a beautiful deep shine, and is easy to clean with a long lasting finish. Available in five colours, Claret, Powder Blue, Dark Blue, Classic Pewter and Ivory to complement any room whether traditional or contemporary.



Mendip 5 Claret



Mendip 5
Powder Blue



Mendip 5 Classic Pewter



Mendip 8 Enamel

NEW FOR 2012



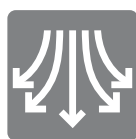
Mendip 8 Claret

The Mendip 8 is a stunning centre piece for any room, adding colour and vibrancy to a room whether alight in the depths of a cold winter or dormant in the summer.

Mendip 8 enamel is built on the strengths of the existing Mendip 8 stove, constructed from steel, the high quality enamelled finish gives a smooth glossy finish that is long lasting is easy to wipe clean. The smooth action door handle and air controls are manufactured from quality milled stainless steel that give a reassuring feel of quality.

The Mendip 8 enamel is an accomplished multi-fuel stove, fitted with a full cast iron riddling grate and tough steel baffle for extended life.

Available in Ivory, Claret and Powder Blue.





Mendip 8 Ivory



Mendip 8 Powder Blue

Mendip 8



The Mendip 8 is the big brother of the Mendip 5. It has large single door with smooth stainless steel turned handle and centre air control. The extra width and larger glass area give a striking presence. The Mendip 8s' efficient triple air system is easy to operate with adjustable

secondary and primary controls. The Mendip 8 is an accomplished multi fuel stove designed for the larger room, the modern combustion chamber is fitted with full cast iron riddling grate and tough steel baffle for extended life.



Mendip 8 Pedestal

The Mendip 8 pedestal raises the firebox by 240mm, allowing a better view of the fire and gives this stove an imposing presence. It features the same tough, efficient, insulated chamber as the standard Mendip 8.

The extra height of the Mendip 8 pedestal is also put to good use with the log store area allowing easy storage of fuels for reloading. The storage area is easily large enough to store a nights worth of fuel.


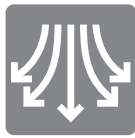
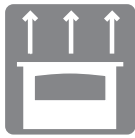


Churchill

The Churchill exudes contemporary style with its softly curving glass and door, allowing a clear view of the fire without sacrificing any of the high quality features you expect from a Mendip stove. The Churchill is available in four different outputs, whether you opt for the 4.5, 6, 8 or 10 kW Churchill you can be sure that you will be getting a stove that not only looks stylish but has incorporated the latest technologies to make your fire the best it can be. The Churchill stove includes a convection top plate which aids heat transfer to your room. This along with the special additional grate for burning wood and easy to operate air controls make the Churchill stove an altogether pleasurable experience. The Churchill models have an air cooled handle with a smooth push pull action.



Churchill 8



Features

- . Air cooled handle
- . 3 air supplies
- . Clean burn technology
- . Insulated chamber
- . Convection top plate
- . Additional wood grate
- . Adjustable legs
- . Top or rear flue exit





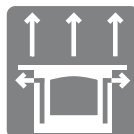
Churchill 10
Convection

Churchill Convection

Churchill convection stoves have gently curved side panels and a larger convection top plate, with a distinctive look. The gently curving glazed door and air cooled handle give the Churchill a very contemporary look.

A convection stove gives a better distribution of heat and therefore heats a larger space faster than a standard radiant stove. Convection models can be placed in open plan areas as the temperature of the convection panels are cooler than on a radiant stoves. The distance to combustible materials is lower and they are therefore more suited to timber framed buildings.

Available in 6KW, 8KW, 10Kw models.



Churchill 8 Convection

Loxton

Features

- . Large glass area
- . Air cooled handle
- . 3 air supplies
- . Clean burn technology
- . Additional wood grate
- . Convection top plate
- . Top or rear flue exit
- . Adjustable legs
- . Insulated chamber



Loxton 10 Black

The Loxtons' smooth clean lines and large glass window open the fire to the room. The easy to operate air controls make adjustment to the fire simple. The Loxton features the latest three flow clean burn air system thus allowing more complete combustion. The Loxton is available in a range of outputs 3.3, 4.5, 6, 8 & 10kw so you can easily match the output to your room. The Loxton has been built with efficiency in mind that is why it contains so many of

the latest techniques to ensure that your stove burns wood and smokeless fuels efficiently and cleanly. Its pre heated secondary air wash not only washes over the glass to help keep it clean and free of deposits but also feeds air directly into the heart of the fire. Its tertiary air aids post combustion of flue gases so your stove burns cleanly and uses as much energy from your fuel as possible.

Available in 3.3 KW, 4.5KW, 6KW, 8KW, 10KW models



Loxton 5





Loxton 8 Pedestal

Loxton & Churchill Pedestal

The Churchill and Loxton pedestal models offer added height and physical presence to the stove. The pedestal version mirrors the freestanding Churchill and Loxton model ranges in terms of contemporary design, styling and build quality, but also offers ideal log storage. A stunning stove ideal as a feature or in a position where the clear view of the fire is needed.



Available in 6KW, 8KW, 10Kw models.

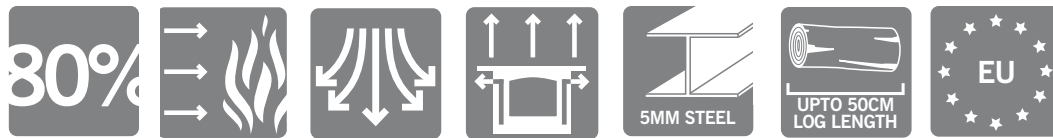
Churchill Convection Pedestal

Churchill convection stoves gently curved side panels and top plate give the Churchill a distinctively different look. The raised firebox delivers useable heat at level which very comforting when seated and is easily reloaded without bending.

A convection stove gives a better distribution of heat and therefore heat a larger area faster than a standard radiant stove. Convection models can be placed in open plan areas as the temperature of the convection panels are cooler than on a radiant stoves.

The distance to combustable materials is lower and they are therefore more suited to timber framed buildings.

Available in 6KW, 8KW, 10Kw models.



Churchill 10 Pedestal Convection

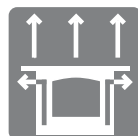




Somerton

The Somerton's classical cylindrical design and large rounded glass create a great impression. The attention to detail on the body with stainless steel inlays above and below the door, stainless handles and controls adds to the stoves elegance.

In addition to its good looks the Somerton will heat your room efficiently with its convection body, insulated chamber and three air supplies for optimum control.



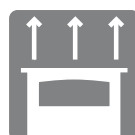
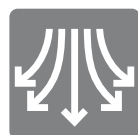


Sqabox™

Designed for modern environments. This stove's more edgy appearance and clean simplistic lines allow the fire to take centre stage through the large glass window. Featuring an advanced air wash system, insulated chamber and a cast rigid grate this stove is designed for you to enjoy the fire.

Available in a 4.5 and 6kw models.

80%


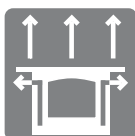




Burcott Convection Inset

The Burcott is an efficient multi-fuel inset stove designed to fit into a standard fireback. This stove can replace your inefficient open fire with an efficient clean and modern looking stove with the minimum of installation disruption.

The Burcott has a convection chamber around the stove providing a constant flow of hot air into your room. Convection stoves warm areas quicker than radiant models and offer a more efficient way to distribute the stoves' heat.


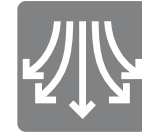
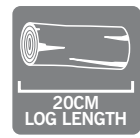
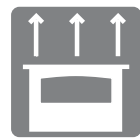


Loxton 3

The Loxton 3 is a smaller variant of the Loxton range. This small stove is designed especially for smaller rooms, ideal to heat rooms around 40 cubic metres. The compact size allows the stove fit snugly into the smallest of fire places, not overheating your room whilst

delivering 3kw of heat for only 700g of wood per hour! Fitted with a cast iron fixed grate and large ash pan.

Loxton 3 is available in black with an output 3.3KW.



Mendip 8 Boiler

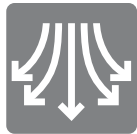
The Mendip 8 Boiler builds on the already brilliant Mendip 8 adding a wraparound boiler system making it possible to share the warmth of your fire with other parts of your house; with a 5kW output it will power radiators

in your home whilst still warming your room with its comforting glow.

Also available in a pedestal model the Mendip 8 boiler is a truly versatile heat source.

74%

24h



Mendip 8
Pedestal Boiler



Burrington



The Burrington inset boiler stove produces 13.3Kw total output efficiently with its full wraparound boiler it's easily large enough to heat a two / three bedroom house, helping to reduce your heating bills considerably. The Burrington is a multi-fuel appliance capable of burning wood and coal making it a practical alternative to gas or oil.

Simple regulated burning is achievable through its thermostatic air control system.


The Mendip Burrington fits in a standard UK fireplace so installation is straight forward making it a perfect replacement to your existing open fire.

Additional provision of pipe work is needed.

Boiler stoves like the Burrington can be combined with an existing heating system or used as a stand alone device.

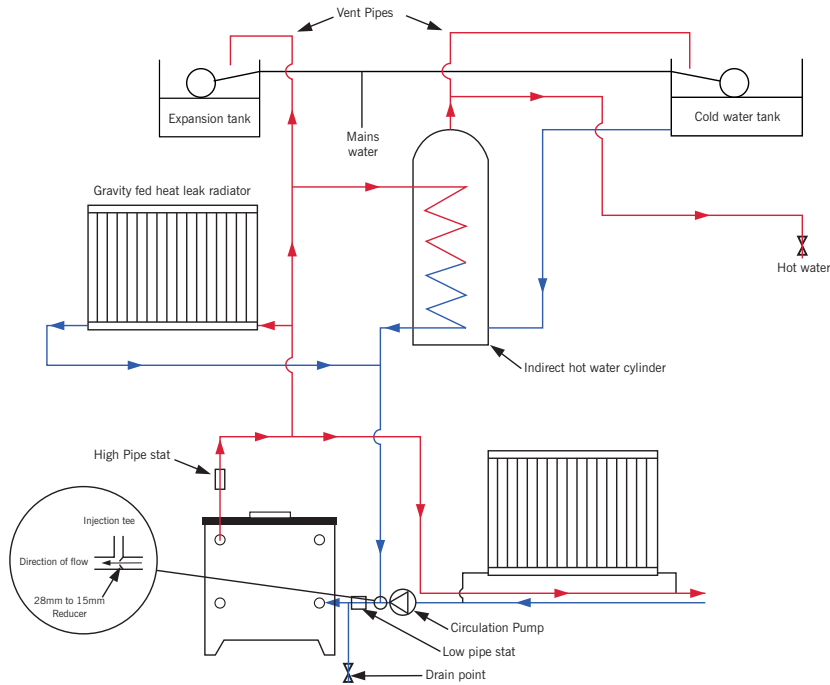
68%

24h



Mendip 8 Boiler

Technical details



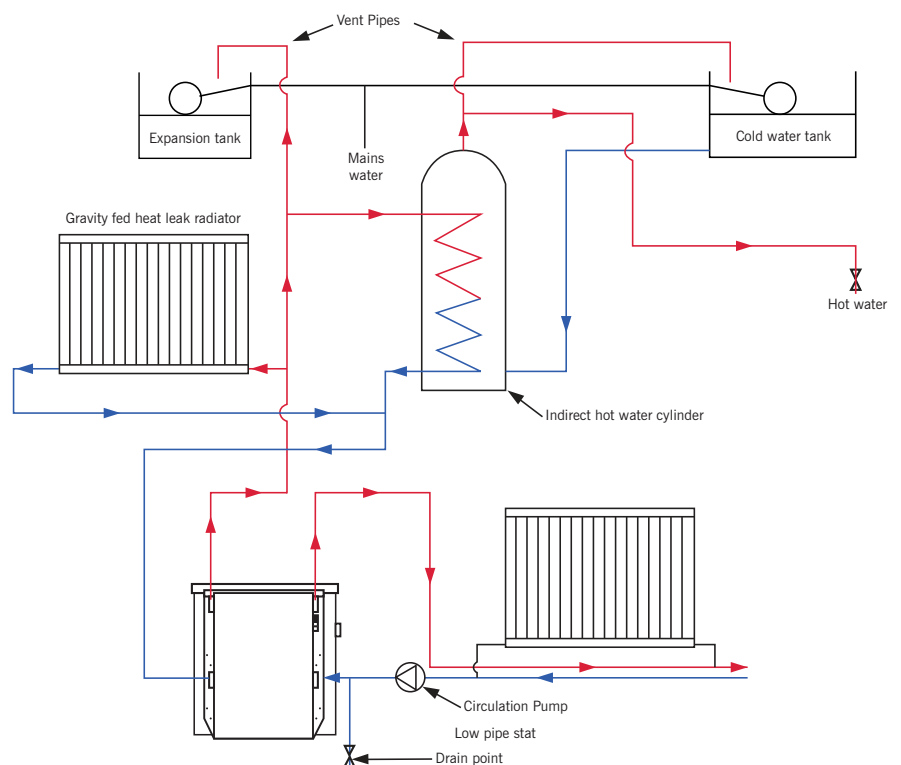
The Mendip 8 Boiler is a perfect addition to your current heating system its 5kW output can heat two double radiators and let your existing boiler work that little bit less cutting your energy bills.

Here are some examples of ways you can install a boiler stove

Burrington

Technical details

Boiler stoves like the Burrington can be combined with an existing heating system or used as a stand alone device.



Accessories

We have carefully chosen a range of accessories to complement our stoves. Each chosen for their practicality and good looks.



Allerton
Stainless square
3 piece fireside set.
H: 61cm W: 12cm D: 12cm



Badgworth
Stainless rectangular
3 piece fireside set
H: 66cm W: 20cm D: 20cm



Axbridge
Stainless round
3 piece fireside set.
H: 70cm W: 22cm D: 22cm



Dinder
Anthracite round 4 piece fireside set, dark wood handles.
H: 70cm W: 22cm D: 22cm



Easton
Black 3 piece fireside set,
steel handles.
H: 66cm W: 22cm D: 15cm



Godney
Grey 3 piece fireside set,
light wood handles.
H: 64cm W: 23cm D: 23cm



Dulcote
Grey 4 piece fireside set,
steel handles.
H: 70cm W: 19cm D: 19cm



Chewton
Grey 3 piece fireside set,
light wood handles.
H: 60cm W: 23cm D: 16.5cm



Nunney
Woven rubber log basket.
H: 50cm W: 40cm D: 40cm



Pilton
Rubber log basket.
H: 30cm W: 40cm D: 40cm



Dulcote
Grey Steel log basket.
H: 51cm W: 37cm D: 30cm



Great Elm Log Store
Tough steel construction with water protection cover.
Lesser Great Elm: 120x120x35cm
Great Elm: 240x120x35cm

Specifications

| Stove | Building in dimensions HxWxD (mm) | Distance to combustibles (mm) | Distance from rear to centre of top outlet | Height to centre of rear outlet (mm) | Outlet diameter (mm) | Dimensions HxWxD (mm) | Weight | Output to water | Total Output | Efficiency |
|--------------------------|---|-------------------------------|--|--------------------------------------|----------------------|-----------------------|--------|------------------------|---------------------------------------|---------------------------------------|
| Mendip 5 | N/A | Rear: 800 Side: 650 | 110 | 428.5 | 125 | 540 x 380 x 350 | 70kg | N/A | Wood: 4.8kW Smokeless fuels: 5.2kW | Wood: 78.9% Smokeless fuels: 71.6% |
| Mendip 5 Pedestal | N/A | Rear: 800 Side: 650 | 110 | 668.5 | 125 | 780 x 380 x 350 | 85kg | N/A | Wood: 4.8kW Smokeless fuels: 5.2kW | Wood: 78.9% Smokeless fuels: 71.6% |
| Mendip 8 | N/A | Rear: 800 Side: 650 | 140 | 430 | 150 | 540 x 530 x 415 | 93kg | N/A | Wood: 8.3kW Smokeless fuels: 7.7kW | Wood: 75.1% Smokeless Fuels: 66.9% |
| Mendip 8 Pedestal | N/A | Rear: 800 Side: 650 | 140 | 670 | 150 | 780 x 530 x 415 | 108kg | N/A | Wood: 8.3kW Smokeless fuels: 7.7kW | Wood: 75.1% Smokeless Fuels: 66.9% |
| Mendip 8 Boiler | N/A | Rear: 400 Side: 275 | 140 | N/A | 150 | 540 x 530 x 415 | 93kg | Wood: 5.3kW | Wood: 8.7kW Smokeless fuels: 8.3kW | Wood: 73.8% Smokeless Fuels: 68.4% |
| | | | | | | | | Smokeless fuels: 5.2kW | | |
| Mendip 8 Boiler Pedestal | N/A | Rear: 400 Side: 275 | 140 | N/A | 150 | 780 x 530 x 415 | 108kg | Wood: 5.3kW | Wood: 8.7kW Smokeless fuels: 8.3kW | Wood: 73.8% Smokeless Fuels: 68.4% |
| | | | | | | | | Smokeless fuels: 5.2kW | | |
| Burrington Inset boiler | 546 x 400 x 358 | | 125 | N/A | 150 | 596 x 577 x 476 | 110kg | 11.4kW | 13.3kW | |
| Burcott Inset stove | Front: 510 x 390 x 280 Back: 420 x 285 x 280 | | N/A | N/A | 125 | 600 x 477 x 75 | 60kg | N/A | 4.0kW | Wood: 80% Smokeless Fuels: 75% |

| Stove | Model | Distance to combustibles | Distance from rear to centre of top outlet (mm) | Height to centre of rear outlet (mm) | Outlet Diameter | Dimensions HxWxD(mm) | Weight | Output | Efficiency | Efficiency |
|-----------|------------|--------------------------|---|--------------------------------------|-----------------|----------------------|--------|--------|-----------------------------------|-----------------------------------|
| | | (mm) | | | (mm) | | | | | |
| SQABOX TM | unO | Rear: 350 Sides: 550 | 110 | 480 | 125 | 606 x 490 x 320 | 71kg | 4.6kW | Wood: 80% Smokeless Fuels: 78% | Wood: 80% Smokeless Fuels: 78% |
| SQABOX TM | duO | Rear: 350 Sides: 550 | 110 | 480 | 125 | 606 x 490 x 340 | 81kg | 6kW | Wood: 80% Smokeless Fuels: 78% | Wood: 80% Smokeless Fuels: 78% |
| Somerton | Convection | Rear: 300 Sides: 300 | 160 | 1010 | 150 | 1100 x 520 x 430 | 100kg | 7kW | Wood: 77% | Wood: 77% |

Specifications

| Stove | Model | Distance to combustibles (mm) | Distance from rear to centre of top outlet (mm) | Height to centre of rear outlet (mm) | Outlet Diameter (mm) | Dimensions HxW xD (mm) | Weight | Output | Efficiency | CO @13% O2 wood |
|--------------|---------------------|-------------------------------|---|--------------------------------------|----------------------|---|--------|--------|---------------------------------------|-----------------|
| Loxton 3 | STD | Rear: 770 Sides: 480 | 107 | 400 | 125 | 525 x 380 x 280 | 60kg | 3.2kW | Wood: 85.6% Smokeless fuels: 80.9% | 0.25 |
| Loxton 5 | STD | Rear: 350 Sides: 550 | 110 | 480 | 125 | 606 x 490 x 320 (380 inc lip plate) | 71kg | 4.6kW | Wood: 80% Smokeless fuels: 78% | 0.29 |
| Loxton 6 | STD | Rear: 350 Sides: 600 | 110 | 480 | 125 | 606 x 490 x 340 (400 inc lip plate) | 81kg | 6kW | Wood: 80.3% Smokeless fuels: 78% | 0.29 |
| | Pedestal | | 110 | 825 | | 960 x 490 x 340 (400 inc lip plate) | 91kg | | | |
| Loxton 8 | STD | Rear: 380 Sides: 550 | 110 | 530 | 150 | 660 x 490 x 400 (460 inc lip plate) | 91kg | 8kW | Wood: 80% Smokeless fuels: 72% | 0.16 |
| | Pedestal | | 110 | 825 | | 1040 x 490 x 400 (460 inc lip plate) | 105kg | | | |
| Loxton 10 | STD | Rear: 300 Sides: 475 | 110 | 530 | 150 | 660 x 705 x 400 (460 inc lip plate) | 110kg | 10kW | Wood: 77.4% | 0.29 |
| | Pedestal | | 110 | 905 | | 1040 x 705 x 400 (460 inc lip plate) | 125kg | | | |
| Churchill 5 | STD | Rear: 350 Sides: 550 | 110 | 480 | 125 | 606 x 490 x 380 | 71kg | 4.6kW | Wood: 80% Smokeless fuels: 78% | 0.29 |
| Churchill 6 | STD | Rear: 350 Sides: 600 | 110 | 480 | 125 | 606 x 490 x 400 | 81kg | 6kW | Wood: 80.0% Smokeless fuels: 78% | 0.29 |
| | STD Convection | Rear: 350 Sides: 350 | | | | 606 x 575 x 400 | 88kg | | | |
| | Pedestal | Rear: 350 Sides: 600 | | 825 | | 960 x 490 x 400 | 91kg | | | |
| | Pedestal Convection | Rear: 350 Sides: 350 | | 960 x 575 x 400 | | 103kg | | | | |
| Churchill 8 | STD | Rear: 380 Sides: 550 | 110 | 530 | 150 | 660 x 490 x 460 | 91kg | 8kW | Wood: 80.0% Smokeless fuels: 78% | 0.16 |
| | convection | Rear: 380 Sides: 400 | | | | 660 x 575 x 460 | 98kg | | | |
| | Pedestal | Rear: 380 Sides: 550 | | 825 | | 1040 x 490 x 460 | 105kg | | | |
| | pedestal convection | Rear: 380 Sides: 400 | | 1040 x 575 x 460 | | 117kg | | | | |
| Churchill 10 | STD | Rear: 300 Sides: 475 | 110 | 530 | 150 | 660 x 705 x 460 | 110kg | 10kW | Wood: 77.4% | 0.29 |
| | Convection | Rear: 300 Sides: 300 | | | | 660 x 790 x 460 | 117kg | | | |
| | Pedestal | Rear: 300 Sides: 475 | | 825 | | 1040 x 705 x 460 | 110kg | | | |
| | Pedestal Convection | Rear: 300 Sides: 300 | | 1040 x 790 x 460 | | 122kg | | | | |



Mendip stoves are covered by a 2 year guarantee against manufacturing defects. The guarantee covers the stove body but does cover damage caused by faulty operation such as overheating of the stove. The guarantee does not cover damage to replaceable parts, such as glass or firebricks. For full information please consult the website.

Mendip Stoves
Woodburning & Multi Fuels

Mendip Stoves Ltd
Unit H1
Mendip Industrial Estate
Mendip Road
Rooksbridge
Somerset
BS26 2UG

Tel: 01934 750 500
www.mendipstoves.co.uk
info@mendipstoves.co.uk

Mendip stoves Ltd. Have a policy of continuous policy of improvement and reserves the right to change specification without prior notice.

Loxton 10 Pedestal



Mendip stoves are part of the Eurostove group of companies.

